

Introduction

RestaurantStorefronts.com provides Storefront sites with QRcode for restaurants, caterers, and chefs. Content update is fully automated, so no web site admin is needed. Content such as new menu items, venue schedules, and special offers can be posted or updated from a mobile device or PC. The platform manages the posting start date and end date automatically.

Each Storefront site has its own URL and QRcode, fans can follow their favorite restaurants or chefs and get the latest scoop. The Storefront site may be printed directly from the browser as a flyer. The QRcode image may also be saved and printed on promo cards or business cards so fans can easily access the Storefront site.

Storefront sites will automatically hyperlink any URL that starts with http or https in the announcement content. URLs such as booking sites, ecommerce sites, etc. can be included into the content for visitors to click.

After a Storefront site account has been created and the content has been published, the main website restaurantstorefronts.com will display the Storefront as an image icon overlay with the business name and address. Visitors may click on the image icon to access the Storefront site. (Please refer to page 2 for account signup)

RestaurantStorefronts.com also offers a listing service for vendors, suppliers, and restaurant service providers such as event planners, marketing, kitchen help, waitpersons, etc. (Please refer to page 3 for listing service signup)

This platform is free for all participants. The user interface is very simple, anyone can create a Storefront site within an hour, just follow the instruction provided in this user guide.

Please go to <http://restaurantstorefronts.com/bp> for more information.

RestaurantStorefronts.com



Enter City and State or a 5 digit Zip Code to find restaurants near you:
City: State or Zip Code
Submit:

Check out these restaurants who recently joined Restaurant Storefronts



Storefront Site with QRcode

BISTRO 31
31 Charles Ave Miami FL 33125
787-555-1234
<http://restaurantstorefronts.com>
(Scan the QRcode to copy this page to your mobile)

Announcements
Date Posted: 08/1/2020 (Tue)
Experience "Cruise On Land" at Bistro 31.
Cruise deck setting with lounge chairs arranged 6 feet apart in our lovely courtyard with large screen TV's showing cruise videos.
Come and spend a relaxing afternoon, sipping a Margarita, reading your favorite magazine, or listening to music on your device.

Date Posted: 08/1/2020 (Tue)
This page is for DEMO ONLY!

Special Offers
Date: From 05/31/2020 (Mon) To 09/01/2021 (Wed)
A 5-course tasting menu prepared by rising star Chef Jason Sanchez of Aero Catering for just \$29.95.
Tasting menu includes:
(i) Pumpkin soup, (ii) Barbra salad, (iii) Seared Halibut, (iv) Hanger steak, (v) Fried Catfish.
Every Wednesday and Friday. RSVP required.

Events
Date Posted: 08/1/2020 (Tue)
To all the homegrown chefs out there:
If you have a secret recipe that everyone seems to like, here is an opportunity that may be of interest to you.
Bistro 31 holds a taste test event every last Monday of the month. It is open to caterers and independent chefs. We will also invite other restaurants to attend the taste.
You could become a homegrown chef, launch a career, and work whenever you like.
Please contact us for more information.

Appetizers
Ah Tuna Tartare \$14.99
Hummus \$12.00
Skillet Roasted Shrimp \$11.00
Crispy Catfish \$9.99

Soups & Salads
Chicken Tortilla Soup Sm \$5.00 Lg \$8.00
French Onion Soup Sm \$8.00 Lg \$9.99
Beet Salad \$7.00
Warm Spinach Salad \$7.00

Main Dishes
Spaghetti with meatballs \$12.50
Fresh or smoked salmon omepe \$15.95
Roasted Turkey Dip \$12.99
Seared Halibut \$15.99

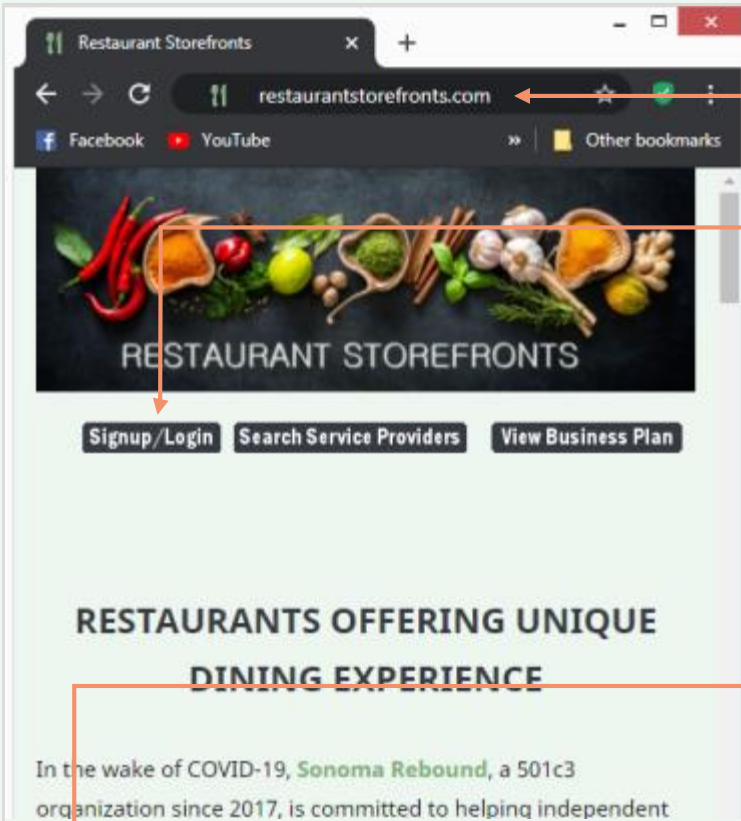
Side Dishes
Truffle French Fries \$5.00
Portobello Mushrooms \$7.00
Jumbo Onion Rings \$6.00
Cauliflower Gratin \$7.00

Desserts
Vanilla, chocolate sauce, and mixed nuts omepe \$7.50
Chocolate Mousse \$5.00
Machi Ice Cream Trio \$7.00
Ginger Cream Buns \$7.50

Drinks
Beer by the bottle \$5.00 - \$7.00
Wine by the glass \$5.00 - \$9.00
Soft Drinks \$3.50
Juice \$5.00

Hosted by http://restaurantstorefronts.com

Signup for a new account (Restaurant, Caterers, and Chefs)



Go to <http://restaurantstorefronts.com>

Click 'Signup/Login' to go to the account signup and login page. After you complete the signup process, go to page 4 for content creation.

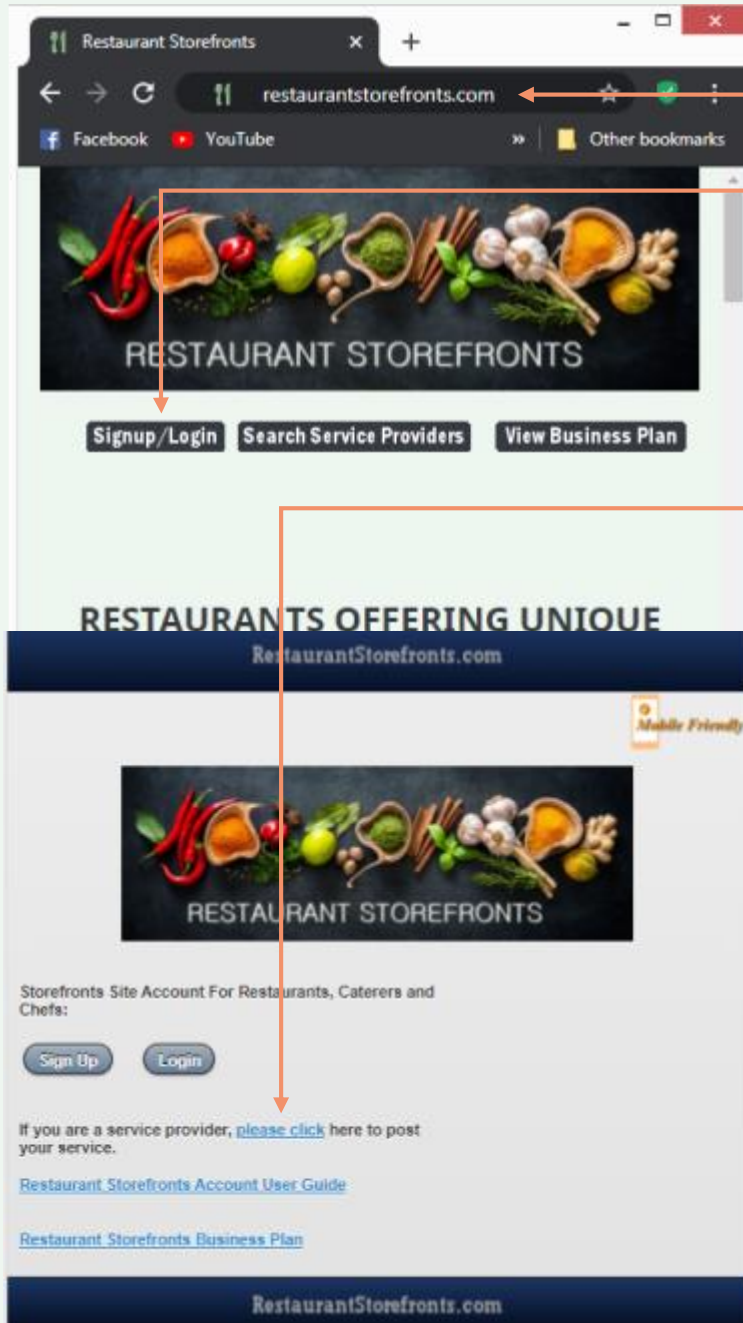
Click 'Signup' to create a new account (for restaurants, caterers and chefs)

After your account is created, you can click 'Login' to access your account.

Once you click 'Signup', it will open the account signup page. Type in your email address, password, business name, address, and other contact information. Then enter the 7 digit number shown in the image, check the terms and conditions checkbox, then click the 'Submit' button.



Listing Service For Restaurant Service Providers



Go to <http://restaurantstorefronts.com>

Click 'Signup/Login' to go to the signup page.

Click on this link to go to the Listing signup page. This Listing Service is for restaurant vendors, suppliers, temp, or full-time restaurant workers. Once you complete the signup form, you will receive an email with a link where you can click to update your content or to delete your post. This link contains a security code for your post, so there is no need for account login.

Once you click the link, it will open the listing signup page. Type in your email address, name, address, and service information. Then enter the 7 digit number shown in the image, check the terms and conditions checkbox, then click the 'Submit' button.

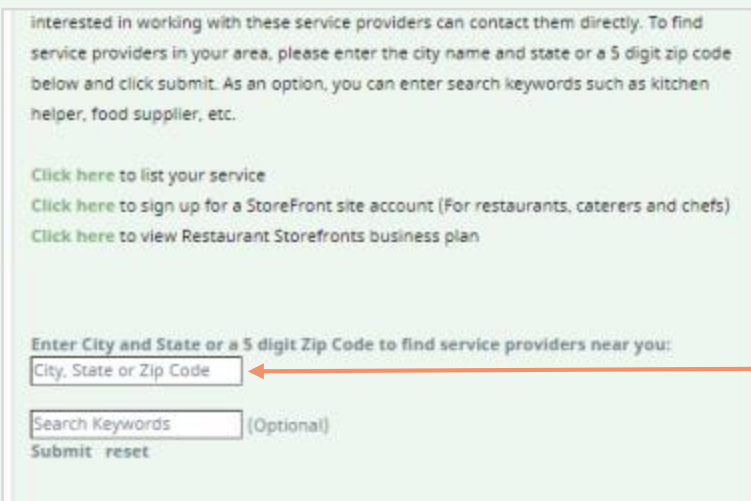


After you submitted the form, others will be able to search your post.

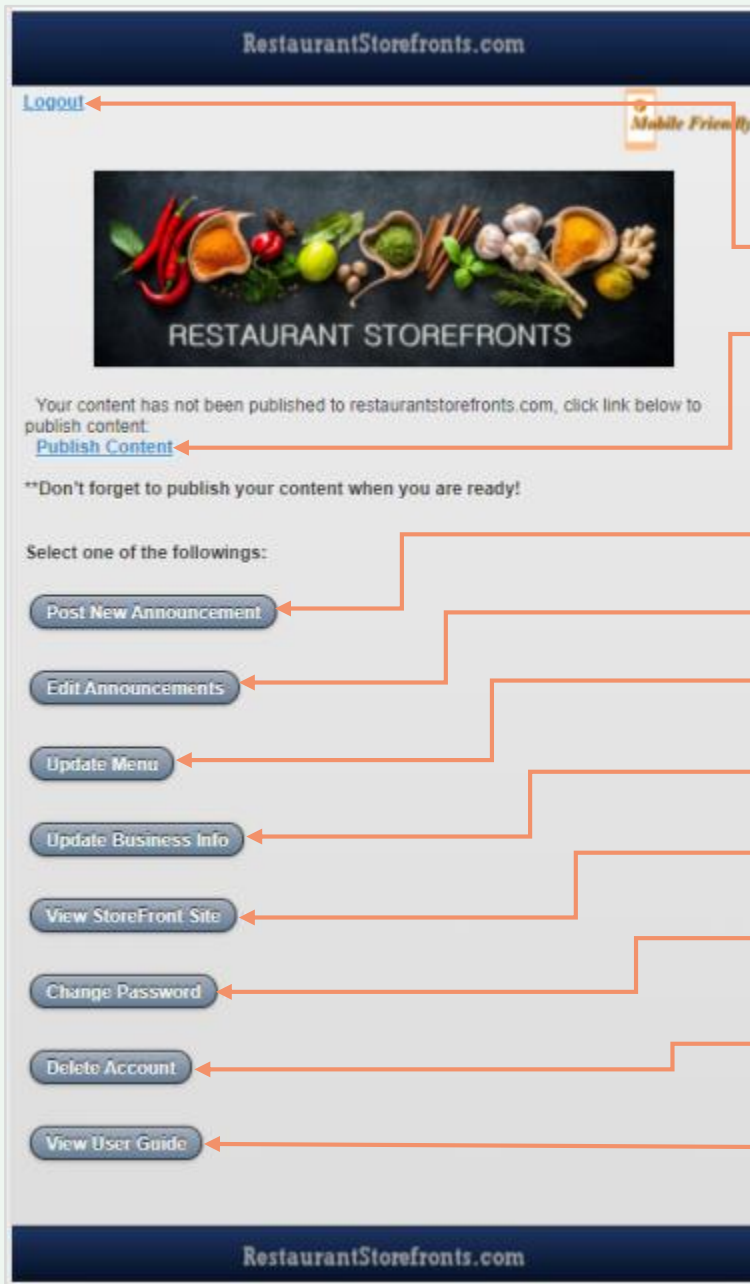
To see your post, click 'Search Service Providers' to go to the Listing page. This button is next to the 'Signup/Login' button (See image above).

Type in the city and state or the zip code and click Submit. The page will display a list of service providers in that area.

To narrow the search, you may type in both the zip code and keywords such as kitchen help, etc. in the text box below.



Content Management (Restaurant, Caterers, and Chefs)



Once you log in, you will see this page with the button menu for content management. Utilities include publish/unpublish Storefront site, create new announcements, edit announcements, update menu items, and more.

Click the 'Logout' link to logout.

Click on this link to publish or unpublish your StoreFront site on RestaurantStorefronts.com.

Post new announcements (See Page 5)

Edit announcements (See Page 6)

Create or update menu items (See Page 7)

Update business information (See Page 8)

View your StoreFront Site (See Page 9)

Click 'Change Password' to change your password.

Click 'Delete Account' to delete your account. Please note, once you confirm to delete, you will not be able to recover the account and its content.

Click 'View User Guide' to open this user guide PDF

Post New Announcements

RestaurantStorefronts.com

Mobile Friendly

RESTAURANT STOREFRONTS

Create New Announcement

Announcement Start Date:
Nov ● 22 ● 2020 ●

Announcement End Date:
(Set to Start Day for single-day events)
Nov ● 22 ● 2020 ●

Click Checkbox for No End Date:
 No End Date

Select Announcement Type:
 Announcements Special Offers Events

Announcement Content:
(Storefront Site will hyperlink any URL starts with http:// or https://. Make sure you add a space at the end of the URL even if it is the end of a line.)

RestaurantStorefronts.com

The 'Post New Announcement' button will open this page for posting new announcements.

To post the announcement now, select today's date. You may also select a future date and the Storefront site will start posting the announcement on the date specified.

Set the announcement end date. The Storefront site will stop posting after the end date. If this is a single-day event, set the end date to the start date.

If there is no end date, click the checkbox. The Storefront site will ignore the end date.

Select the announcement type. The Storefront site will post this announcement under the corresponding tab.

Enter the announcement content. The Storefront site will automatically hyperlink the URL that starts with http or https. Make sure you type in a space after the URL even if it is the end of the line. URLs such as booking sites, ecommerce sites, etc. can be included into the content for visitors to click.

Click 'Submit' to post content.

Edit Announcements

RestaurantStorefronts.com

Mobile Friendly

RESTAURANT STOREFRONTS

Announcement List (Sorted by Start Date)

Start Date: Nov 22, 2020 End Date: NIL
Post Type: Announcements Status: Active
[Edit](#) [Deactivate](#)
content:
Test1

Start Date: Nov 19, 2020 End Date: Nov 24, 2020
Post Type: Special Offers Status: Suspended
[Edit](#) [Activate](#)
content:
Test2

Start Date: Nov 19, 2020 End Date: Nov 20, 2020
Post Type: Events Status: Expired
[Edit](#)
content:
Test3

Main Menu

RestaurantStorefronts.com

The 'Edit Announcements' button will open this page listing all the announcements you have posted. The list is sorted by 'Start Date'. The list also includes all expired announcements where you can change the end date to repost.

Click the 'Edit' link to edit the content of the announcement including start/end date, announcement type and announcement content.
(Please refer to page 5)

Click the 'Deactivate' link to stop posting the announcement.

The 'Status' field indicates if the post is active, suspended, or expired.

If an announcement is suspended and is not expired, you will see the 'Activate' link where you can click to repost.

If you want to repost an expired announcement, just click on the 'Edit' link and change the end date.

Update Menu Items

The 'Update Menu' button will open this page where you can upload the main website image and list menu items.

RestaurantStorefronts.com

Mobile Friendly

Please fill in the information below:
Tips: If you have a large menu, you may want to list just a few of the more popular items in each category.

Image Upload (optional):
Choose File No file chosen
Supported File Formats : jpg, gif, png and bmp
You may upload an image of your restaurant or a dish that you want to showcase.

Appetizers (Optional):

Soups and Salads (Optional):

Main Dishes (Optional):

Side Dishes (Optional):

Desserts (Optional):

Drinks (Optional):

Submit Cancel

RestaurantStorefronts.com



Enter City and State or a 5 digit Zip Code to find restaurants near you:
City, State or Zip Code
Submit reset

Check out these restaurants who recently joined Restaurant Storefronts



Click 'Choose File' to upload an image from your PC (optional). This image will be shown on restaurantstorefronts.com's main website (see image above). The web site will overlay your business name and address on the image. Visitors may click on the image to access your Storefront site. If there is no image uploaded, the web site will use one of its stock photos instead.

You may post menu items here. All sections are optional. You may choose to post only Appetizers and/or Main Dishes, and leave the rest empty. The Storefront site will automatically format items posted accordingly. It is recommended that you list a few of the more popular items instead of the full menu.

Click 'Submit' to post.

Update Business Information

RestaurantStorefronts.com

Mobile Friendly

RESTAURANT STOREFRONTS

Restaurant Name:

Contact Name:

Street Address:

City:

State:

Zip Code:

Restaurant Phone No. :

Web Site URL (Optional):

RestaurantStorefronts.com

The 'Update Business Info' button will open this page where you may update your business information. The page prefills with the information you submitted during account sign up.

Please note that the Storefront page does not include the contact name and email address. You may post an announcement to specify the name of the person and/or email where visitors can contact directly.

The form will prefill the business information you submitted during account sign up. You may make changes by typing in any of the fields.

Click 'Save Content' to save any changes made.

Storefront Site

RestaurantStorefronts.com

BISTRO 31

31 Charles Ave Miami FL 33125

707-555-1234

<http://restaurantstorefronts.com>

(Scan the QRcode to copy this page to your mobile)



Announcements

Date Posted: 09/01/2020 (Tue)

Experience "Cruise On Land" at Bistro 31.

Cruise deck setting with lounge chairs arranged 6 feet apart in our lovely courtyard with large screen TVs showing cruise videos.

Come and spend a relaxing afternoon, sipping a Margarita, reading your favorite magazine, or listening to music on your device.

Date Posted: 09/01/2020 (Tue)

This page is for DEMO ONLY!

Special Offers

Date: From 08/31/2020 (Mon) To 09/01/2021 (Wed)

A 5-course tasting menu prepared by rising star Chef Jason Sanchez of Aero Catering for just \$29.95.

Tasting menu includes:

(i) Pumpkin soup; (ii) Buratta salad; (iii) Seared Halibut; (iv) Hanger steak; (v) Fried Calamari.

Every Wednesday and Friday. RSVP required.

Events

Date Posted: 09/01/2020 (Tue)

To all the homegrown chefs out there:

If you have a secret recipe that everyone seems to like, here is an opportunity that may be of interest to you.

Bistro 31 holds a taste test event every last Monday of the month. It is open to caterers and independent chefs. We will also invite other restaurants to attend the taste test.

You could become a homegrown chef, launch a career, and work whenever you like.

Please contact us for more information.

Appetizers

Ahi Tuna Tartare \$14.00

Hummus \$12.00

Skillet Roasted Shrimp \$11.00

Crispy Calamari Frito \$9.00

Side Dishes

Truffled French Fries \$5.00

Portobello Mushrooms \$7.00

Jumbo Onion Rings \$6.00

Cauliflower Gratin \$7.00

Soups & Salads

Chicken Tortilla Soup Sm \$5.00 Lg \$8.00

French Onion Soup Sm \$6.00 Lg \$9.00

Beet Salad \$7.00

Warm Spinach Salad \$7.00

Desserts

Nutella, chocolate sauce, and mixed nuts crepe \$7.50

Chocolate Mousse \$5.00

Mochi Ice Cream Trio \$7.00

Ginger Cream Brulee \$7.00

Main Dishes

Spaghetti with meatballs \$12.50

Fresh or smoked salmon crepe \$15.95

Roasted Turkey Dip \$12.00

Seared Halibut \$15.00

Drinks

Beer by the bottle \$5.00 - \$7.00

Wine by the glass \$5.00 - \$9.00

Soft Drinks \$3.50

Juice \$5.00

Hosted by <http://restaurantstorefronts.com>

The 'View Storefront Site' button will display your Storefront site.

You may save the QR code image by placing the mouse cursor over the image and right mouse click. Then select 'save image as' and save it to your PC. You may include this QR code on your promo cards or business cards. Scanning the QR code will redirect the device to this page.

You may also print this page directly from the browser as a flyer.

Lastly, please don't forget to publish your Storefront site when you are ready. (See page 4)